

W300AP/W40AP/W45AP


IP-COM 300M Indoor Ceiling Access Point

Overview

IP-COM W300AP/W40AP/W45AP are compliant with 802.11n standard and maximum link rate up to 300Mbps. By aesthetic Ceiling-mount design they are specially applied for Hotel, Resort, SME and Campus with standard 802.3af or 802.3at PoE function, which could optimum match up with IP-COM Access Point Controller. IP-COM is capable to provide the completed solution according to your practical application requirements.



Ceiling Design



Compliant with 802.3af/at PoE



Industry Wireless Security



SSID-VLAN Tagging



Multiple Mode



Centralized Management

Main Features

Ceiling Design

Can be deployed easily on the ceiling or wall with decoration function to your existed structure. Inside there is the mounting kit for simple operation.

Compliant with 802.3at PoE

Compliant with 802.3at PoE standard to bring more convenient deployment in the areas where power output is scarce or not available.

Industry Wireless Security

Multi-level wireless encryption options to prevent unauthorized access and protect your private and security data.

Multiple mode

Support Access Point, WDS Repeater and Universal Repeater modes to enhance the signal strength and expand your network coverage.

QVLAN




Broadcast up to 4 SSIDs at 2.4GHz, which can be separately tagged to a specific VLAN for different user access based on assignment of access right.

Centralized Management

Together working with IP-COM AP Controller you can remotely monitor, manage and control all APs of the network at the service room. It's effective and simple.



Specification

Model	W300AP	W40AP	W45AP
Product Pictures			
Hardware			
AP Type	AP TypeFit/Fat AP	AP TypeFit/Fat AP	AP TypeFit/Fat AP
Interface	1×FE	1×FE; DC Jack	1×GE; DC Jack
Antenna	2×3dBi	2×2.5dBi	2×2.5dBi
Reset Button	√	√	√
LED Indicator	system	system	system
PoE Standard	802.3af	802.3af/at	802.3af/at
Max Transmission Power	17dBm	17dBm	17dBm
Power Consumption	6.5W	8W	11W
Software			
Wireless Standard	11b/g/n	11b/g/n	11b/g/n
Frequency Range	2.4GHz~2.483GHz	2.4GHz~2.483GHz	2.4GHz~2.483GHz
SSID	4	4	4
Max Wireless Speed	300M	300M	300M
Tx Power*	17dBm	17dBm	17dBm
Video Concurrent Client	15	15	20
Max Concurrent Client	30	30	40
Wireless Basic Setting	Enable/Disable Wireless Radio; Wireless Access Control Wireless Client Isolation; Wireless Client List		
Wireless Security	64/128 WEP, WPA-PSK, WPA2-PSK, WPA&WPA2-PSK, WPA, WPA2		
Operating Mode	AP, WDS, Universal Repeater		
LAN Setting	Static IP; Dynamic IP		
DHCP Server	DHCP Server; Client List		
VPN Pass-through	PPTP; L2TP		
Management Tool	SNMP(v1&v2c); Reboot; System Log; Firmware Update; Time & Date Setting; Backup/Restore Configuration; Username Management; Diagnostic Tool (ping)		
Others			
Operating Temperature	-10℃~45℃	-10℃~45℃	-10℃~45℃
Storage Temperature	-30℃~70℃	-30℃~70℃	-30℃~70℃
Operating Humidity	10%~90% non-condensing	10%~90% non-condensing	10%~90% non-condensing
Storage Humidity	10%~90% non-condensing	10%~90% non-condensing	10%~90% non-condensing
Certification	FCC, CE, RoHS	FCC, CE, RoHS	FCC, CE, RoHS

Tx Power*: International version Tx power is 17dBm, W40AP/W45AP high power up to 26dBm for US only.

Related Products

CW500/CW1000 Access Controller



Overview

CW500/CW1000 is hardware controller can perfect match with all IP-COM Access Point (except Point to Point AP). Through IP-COM controller, can configure, manage and monitor APs. CW500 up to manage 32 APs and CW1000 up to manage 512 APs.



Main Features

Easy to deploy

With deployment in by-pass mode you can connect IP-COM AC to your core switch without changing existed network topology and freely manage all IP-COM APs.

Manage multiple APs Simultaneously

Adoption of IP-COM latest firmware you can manage the Wireless APs simultaneously up to 512 APs and monitor 3000 online clients.

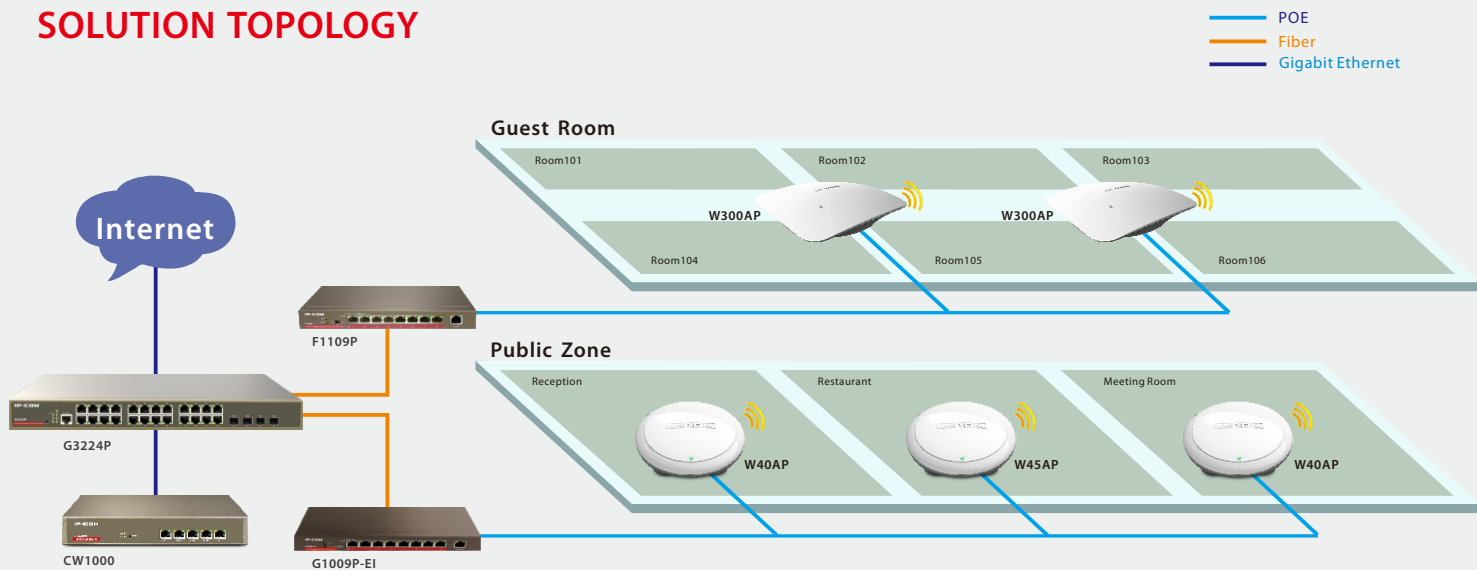
Discover Access Point Automatically

By function of automatic discovery you can easily find and position the installed APs through IP-COM AC Controller for convenient management and maintenance.

Centralized Management

Powerful functions for centralized management such as modify Device Description, SSID, Channel, Security, Output Power, Client Limit, Online Client Status, Batch Upgrade/Reboot/Reset, AP Failure Alarm and AP Traffic Alarm.

SOLUTION TOPOLOGY



IP-COM NETWORKS CO., LTD.

Add: Room 101, Unit A, First Floor, Tower E3, No. 1001, Zhongshanyuan Road, Nanshan District, Shenzhen, China 518052

Tel: +86 755-27653089 Fax: +86 755-27657178

Service Contact: info@ip-com.com.cn Skype: IP-COM.Support